



District Report Card: 2017


State: West Bengal	District: North Twenty Four Pargana
Class: 3	Subject: Mathematics
Schools: 58	Students: 1157


Participation/Coverage


Students

<div>GENDER</div> <div></div>	Boys			Girls		
	Number		%	Number		%
	505		43.65	652		56.35

<div>AREA</div> <div></div>	Rural			Urban		
	Number		%	Number		%
	713		61.62	444		38.38

<div>CATEGORY</div> <div></div>	SC		ST		OBC		GEN	
	Number	%	Number	%	Number	%	Number	%
	350	30.25	51	4.41	166	14.35	590	50.99

<div>CWSN</div> <div></div>	LD	VI	HI	S&LD	ID	Oth
	1	0	3	4	1	14

<div>Management</div> <div></div>	Government			Government-aided		
	Number		%	Number		%
	728		62.92	429		37.08

Average Performance of Students in Mathematics (%)

Overall	Gender		Area		Management		Social Group			
	Male	Female	Rural	Urban	Govt.	Aided	SC	ST	OBC	GEN
67.58	66.07	68.75	65.10	71.58	70.70	62.30	68.80	57.78	64.38	68.61

Performance on Learning Outcomes (LOs)

Learning Outcomes	Description	Average Performance(%)
M301	Reads and writes numbers up to 999 using place value	65.66
M302	Compares numbers up to 999 based on their place values	75.11
M303	Solves simple daily life problems using addition and subtraction of three digit numbers with and without regrouping	61.79
M304	Constructs and uses the multiplication facts (up till 10) in daily life situations	71.39
M305	Analyses and applies an appropriate number operation in the situation/ context	61.97
M306	Explains the meaning of division facts by equal grouping/sharing and finds it by repeated subtraction	66.21
M309	Identifies and makes 2D-shapes by paper folding, paper cutting on the dot grid, using straight lines etc.	83.70
M311	Fills a given region leaving no gaps using a tile of a given shape	41.52
M312	Estimates and measures length and distance using standard units like centimeters or meters & identifies relationships	55.09
M317	Reads the time correctly to the hour using a clock/watch	76.58
M318	Extends patterns in simple shapes and numbers	55.55
M319	Records data using tally marks, represents pictorially and draws conclusions	86.00

Range of Performance of Students who Answered Correctly							
Below 30%		30% - 50%		50% - 75%		Above 75%	
Number	%	Number	%	Number	%	Number	%
96	8.30	173	14.95	404	34.92	484	41.83

Lowest Performing Learning Outcomes (LOs)

- 1 - Fills a given region leaving no gaps using a tile of a given shape (41.52)
- 2 - Estimates and measures length and distance using standard units like centimeters or meters & identifies relationships (55.09)
- 3 - Extends patterns in simple shapes and numbers (55.55)
- 4 - Solves simple daily life problems using addition and subtraction of three digit numbers with and without regrouping (61.79)
- 5 - Analyses and applies an appropriate number operation in the situation/ context (61.97)